

LinkedIn Learning Manual Contents

1. What is LinkedIn Learning?	2
2. How to access LinkedIn Learning within Breda University of Applied Sciences	3
Via the Library website	3
Via the LinkedIn Learning button on your own Breda University of Applied Sciences portal.....	4
3. How to use LinkedIn Learning for the first time within Breda University of Applied Sciences	5
4. How to use LinkedIn Learning outside Breda University of Applied Sciences	9
5. How to link to a LinkedIn Learning Video on LMS/ Internet/Intranet	11
6. How to use the LinkedIn Learning app for tablet and smartphone.....	11
7. Frequently Asked Questions about LinkedIn Learning	13
Can I use the link LinkedIn Learning.com to access the LinkedIn Learning collection?.....	13
Why can I not use the link LinkedIn Learning.com to gain access to the LinkedIn Learning collection?13	
Does LinkedIn Learning have reliable URLs /links to the videos that I want to use & share?.....	13

This manual is aimed at helping staff and students of Breda University of Applied Sciences in getting to know or use LinkedIn Learning. If you have any additional questions or topics that are not discussed in this manual, please feel free to contact the Breda University of Applied Sciences library via Library@buas.nl.

1. What is LinkedIn Learning?

LinkedIn Learning is an online video database. It is available to all Breda University of Applied Sciences students and staff and offers access to almost 4000 online videos on all kinds of topics, including Marketing, Illustration, Game Design, Business skills, Presentations & pitching, Video & Filmmaking, Web design, CAD, Mobile application design, Communication skill and Management tools and skills.

The videos in this database can be used for group instructions or for personal self-study purposes. And they can be a great addition to any form of E-learning within Breda University of Applied Sciences.

All videos are made by experts in their field of interest. The videos are all in English and include options to choose specific 'chapters' in a video and to simultaneously read the spoken text in the video. This last service will help anyone who is not a native speaker in the English language to better grasp the content of the videos.

2. How to access LinkedIn Learning within Breda University of Applied Sciences

LinkedIn Learning can be accessed within Breda University of Applied Sciences in the following ways:

Via the Library website

- Directly via <http://webform1.nhtv.nl/mediatheek/Link.aspx?ID=2671>
- Or
- Go to www.buas.nl/library and choose: your domain
- Then choose: Online Courses
- In the alphabetical list of Online Courses, look for LinkedIn Learning.com (see below) and click on it.

The webpage Online courses can also be accessed directly via this link:

<https://www.buas.nl/library/library-online-courses>



Dutch website. Lectures (audio) about many subjects. You need to create an account. Please follow the [instructions](#) first.

- [Innoguide](#)

An e-learning platform for tourist guides and training centres focusing on 3 modules: Sustainable tourist guiding, Intercultural and European tourist guiding and Experiential tourist guiding for EQF 4 or 5. For access, first create a free account.

- [Internet Archive](#)

Digital library offering free universal access to books, movies & music, as well as billions of archived web pages.

- [Khan Academy](#)

Free online courses; Science, Economics & Finance, Arts & Humanities, Computing.

- [LinkedIn Learning](#)

LinkedIn Learning is an online video database. It is available to all students and staff and offers access to almost 4000 online videos on all kinds of topics. The videos in this database can be used for group instructions or for personal self study purposes. And they can be a great addition to any form of E-learning within the institute.



Via the LinkedIn Learning button on your own Breda University of Applied Sciences portal

By choosing the LinkedIn Learning button on your Breda University of Applied Sciences portal (see below):



Please note: accessing LinkedIn Learning via the link <https://learning.linkedin.com> will not give you access, you can only gain access to LinkedIn Learning via the three ways that are explained above.

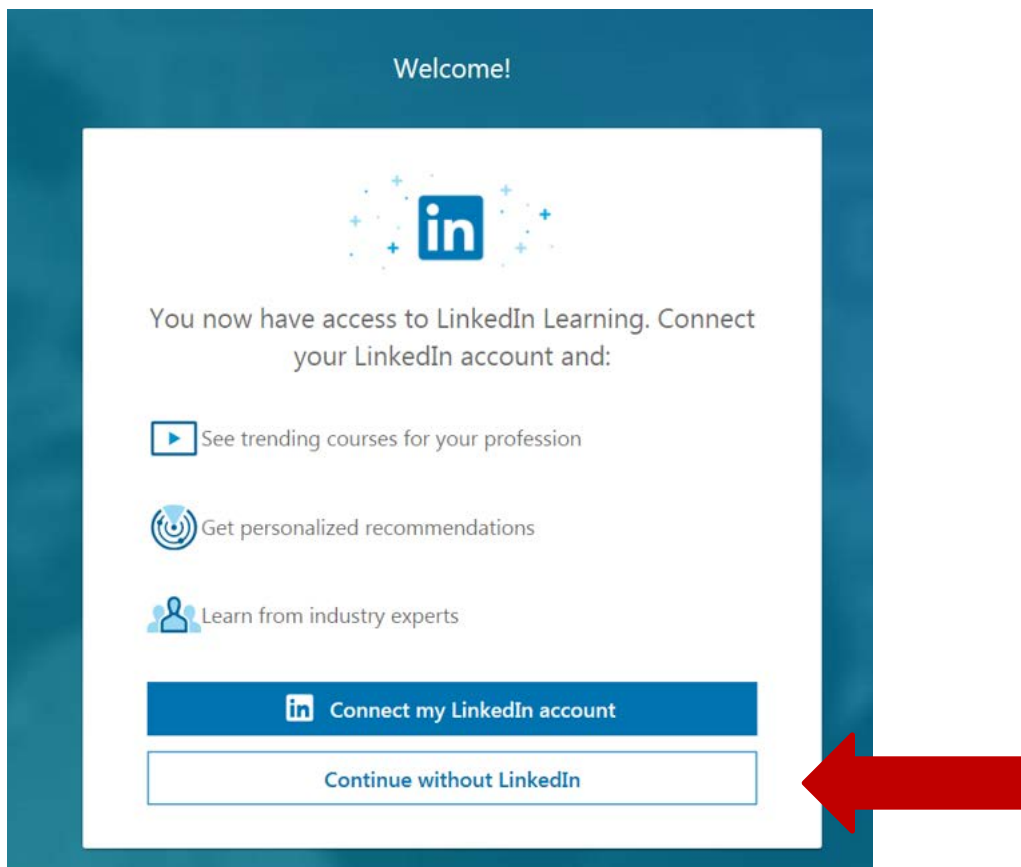
3. How to use LinkedIn Learning for the first time within Breda University of Applied Sciences

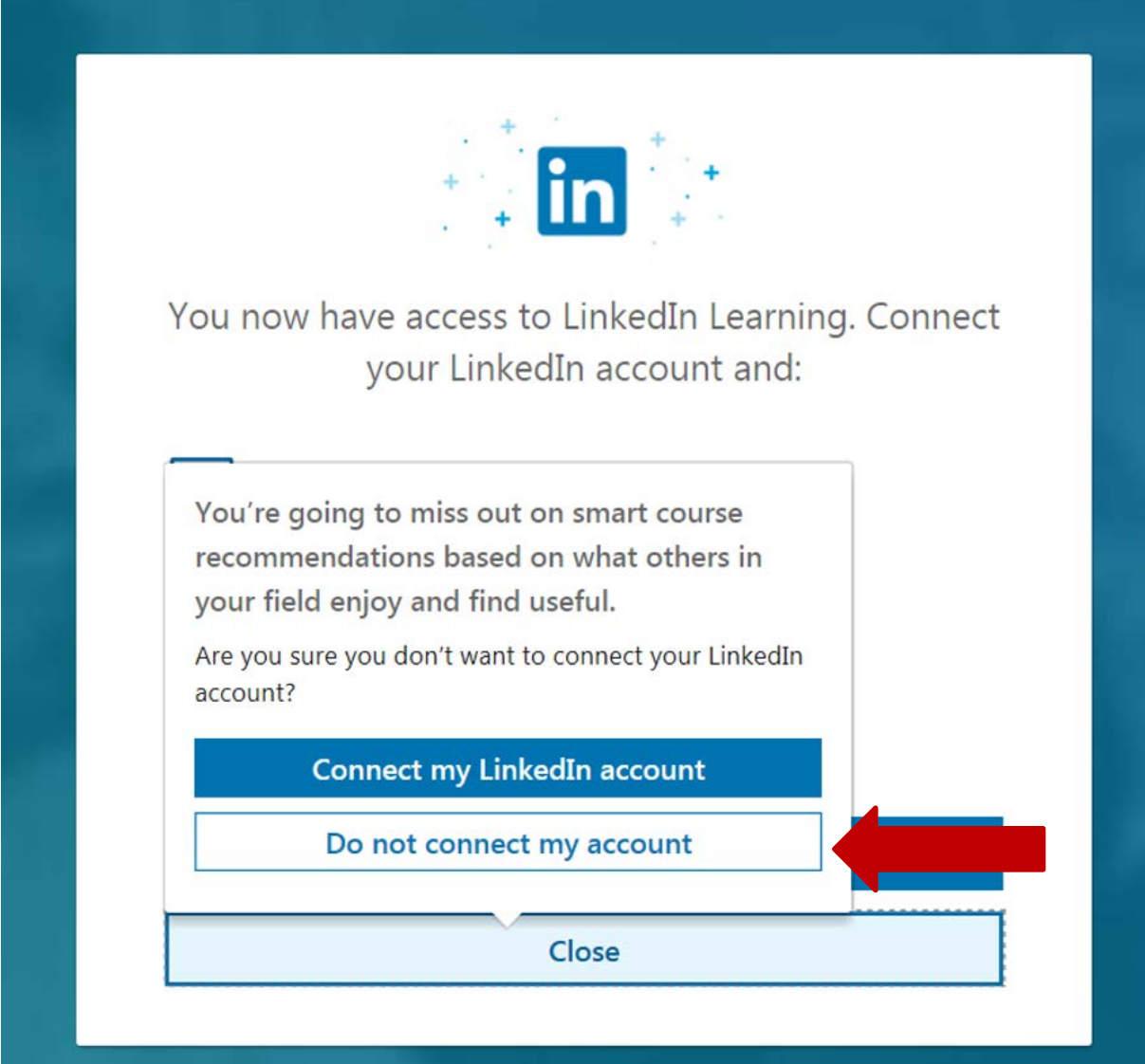
Login with your BUas account.

You will get login screen of LinkedIn Learning:

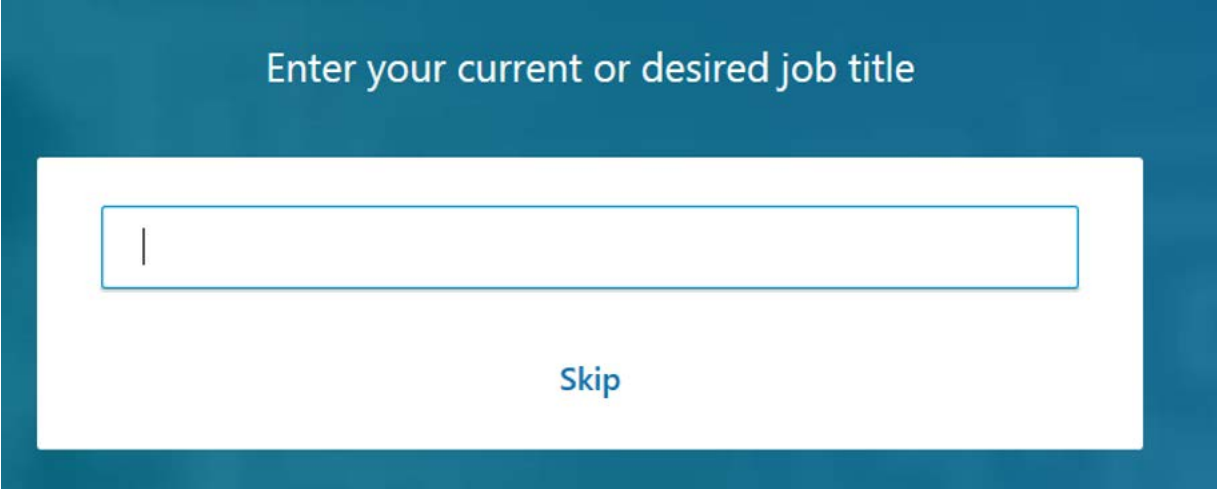
Choose:

- Continue without LinkedIn





Fill in some of the following screens.





What skills do you want to learn?

Enter skills or add from the list below

Library Services +

Library Science +

Cataloging +

Information Literacy +

Collection Development +

Library Instruction +

Library Research +

Library Management +

Public Libraries +

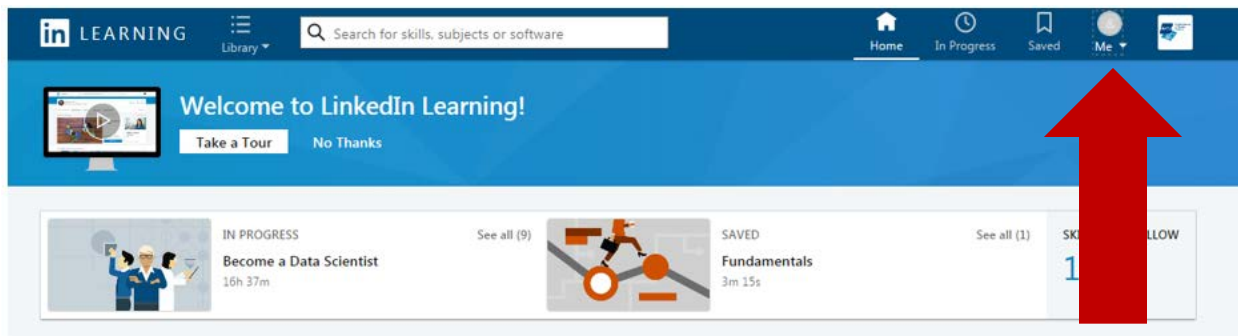
Research +

Library Reference +

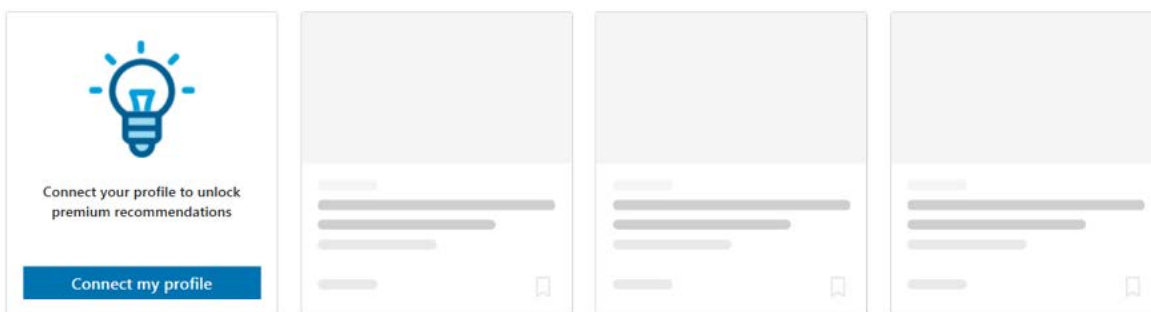
Electronic Resources +

Show more 

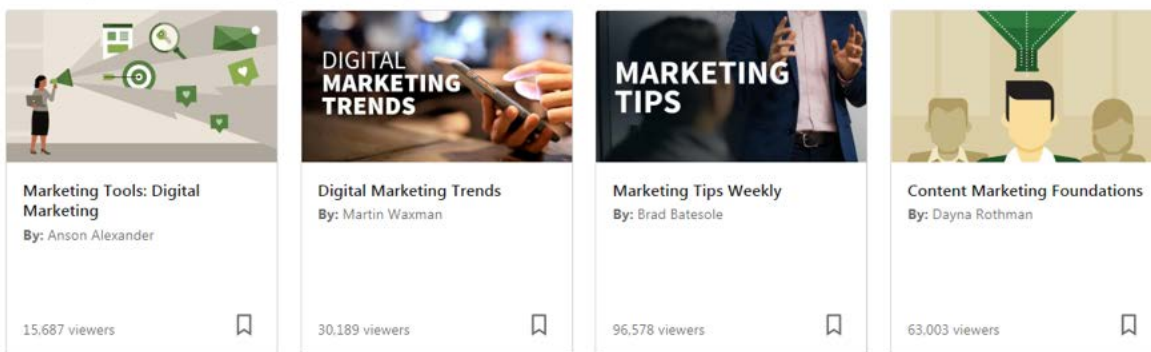
Pick one or more skills to continue



Recommended for you



Because you're interested in Digital Marketing



This will be your personal account for LinkedIn Learning.

4. How to use LinkedIn Learning outside Breda University of Applied Sciences

It is possible to access LinkedIn Learning outside Breda University of Applied Sciences.

Unfortunately the single sign on option (not having to log in to use LinkedIn Learning within Breda University of Applied Sciences) does not work outside Breda University of Applied Sciences.

To use LinkedIn Learning outside Breda University of Applied Sciences, for instance from home, take the following steps:

- Directly via <http://webform1.nhtv.nl/mediatheek/Link.aspx?ID=2671>
- Or
- Go to www.buas.nl/library and choose: your domain
- Then choose: Online Courses
- In the alphabetical list of Online Courses, look for LinkedIn Learning.com (see below) and click on it.



Dutch website. Lectures (audio) about many subjects. You need to create an account. Please follow the [instructions](#) first.

- [Innoguide](#)

An e-learning platform for tourist guides and training centres focusing on 3 modules: Sustainable tourist guiding, Intercultural and European tourist guiding and Experiential tourist guiding for EQF 4 or 5. For access, first create a free account.

- [Internet Archive](#)

Digital library offering free universal access to books, movies & music, as well as billions of archived web pages.

- [Khan Academy](#)

Free online courses; Science, Economics & Finance, Arts & Humanities, Computing.

- [LinkedIn Learning](#)

LinkedIn Learning is an online video database. It is available to all students and staff and offers access to almost 4000 online videos on all kinds of topics. The videos in this database can be used for group instructions or for personal self study purposes. And they can be a great addition to any form of E-learning within the institute.



The webpage Online courses can also be accessed directly via this link:

<https://www.buas.nl/library/library-online-courses>

After clicking on LinkedIn Learning you will probably see an Breda University of Applied Sciences login screen, like this:



Aanmelden met uw organisatieaccount

Aanmelden

Sign in with your e-mail address and password.
Example: Doe.J@buas.nl

For more information see the [IM-ICT FAQ](#).

Click [here](#) for the actual status of ICT services.

Log in with your Breda University of Applied Sciences username and password to access LinkedIn Learning.

After logging in you will be able to use LinkedIn Learning from home.

5. How to link to a LinkedIn Learning Video on LMS/ Internet/Intranet

Every video in LinkedIn Learning has its own reliable link. You can select a video of your choice and use the direct link to that video in order to share it with students and/or staff of Breda University of Applied Sciences.

However to be able to watch a direct link of a video you have to:

- Be logged on to the Breda University of Applied Sciences network

If you are not logged on to the Breda University of Applied Sciences network, for instance students who access LMS from home, you will not be able to automatically open a video link.

You can however, from outside Breda University of Applied Sciences, go to the library website (see chapter 4 of this manual), log in on LinkedIn Learning and then look up the video you want to view. Or download the LinkedIn Learning app and register as an Breda University of Applied Sciences student/employee (for more info on the LinkedIn Learning app, see chapter 6).

- So, if you want to put a link to a video on Natschool, please mention the title of the video as well.
- And let your students know that they can access the video from home by accessing LinkedIn Learning via the BUas Library website or by downloading and registering with the LinkedIn Learning app (for more info on the LinkedIn Learning app, see chapter 6)
- You might want to include the webpage of the library where they can find LinkedIn Learning and can log in to LinkedIn Learning: <http://www.buas.nl/library/search-find/online-courses.html>

Text on LMS could for example look like this:

SPSS Statistics Essential Training with Barton Poulson

<http://www.LinkedIn Learning.com/SPSS-tutorials/SPSS-Statistics-Essential-Training/182376-2.html>

Outside Breda University of Applied Sciences? Log in to LinkedIn Learning via:

<http://www.buas.nl/library/search-find/online-courses.html> and look up the video “SPSS Statistics Essential Training with Barton Poulson”.

6. How to use the LinkedIn Learning app for tablet and smartphone

It is possible to download the LinkedIn Learning app, for instance via Google Play, and watch LinkedIn Learning video's wherever you are.

Here are some instructions how to do this:

- Download the LinkedIn Learning app, either on your smartphone or tablet.

After you have installed the app on your smartphone or tablet you will have to log in to be able to use the LinkedIn Learning app.

You can log in on the LinkedIn Learning app in the following way:

1. Choose the option: 'Member' or 'Already a member?'
2. Then choose: Organization (not individual)
3. Then scroll down and go to the Web Portal option and type: www.buas.nl
4. After entering the Breda University of Applied Sciences website you will be diverted to a Breda University of Applied Sciences webpage
5. There you can log in with your Breda University of Applied Sciences username and password
6. After logging in you will be diverted back to the LinkedIn Learning app.
7. If you are logging in to the app for the first time, you might be asked to 'accept the terms'.
8. After that you will be able to use the LinkedIn Learning app wherever you are!

7. Frequently Asked Questions about LinkedIn Learning

Can I use the link LinkedIn Learning.com to access the LinkedIn Learning collection?

No, you cannot use the link LinkedIn Learning.com to access the collection. Nor can you Google LinkedIn Learning.com and then get access to LinkedIn Learning. You can only get access via the library website , the start menu of your pc or laptop in the Citrix Environment, the Breda University of Applied Sciences portal and the LinkedIn Learning app. See, chapter 2 and 6 of this manual for a more information of how to gain access to LinkedIn Learning.

If you have any further questions about this, please contact the library via Library@buas.nl.

Why can I not use the link LinkedIn Learning.com to gain access to the LinkedIn Learning collection?

Breda University of Applied Sciences Library has a license and has created access to LinkedIn Learning.com via a single sign on service, which means that you only have to register once (with your own Breda University of Applied Sciences login data) and use LinkedIn Learning without having to log in. To henceforth make this possible a special link to LinkedIn Learning has been created. By using this link (via the library website or the start menu) you gain immediate access.

When you use a link like LinkedIn Learning.com you are not using the special link that was created for Breda University of Applied Sciences and therefore it will not give you access to LinkedIn Learning.

If you have any further questions about this please contact the library via Library@buas.nl .

Does LinkedIn Learning have reliable URLs /links to the videos that I want to use & share?

The links to videos in LinkedIn Learning are reliable and can be used directly when being logged on to the using the BUAS network , by clicking on a link, in order to start playing the video.

The videos will also be automatically added to your course history.

Of course you can share the links with other students or colleagues . But if you share the link of a video with someone who is no BUAs employee or BUAs student they will not be able to play the video.

For more information on using links to share videos, please read chapter 5 of this manual.

If you have any further questions about this please contact the library via Library@buas.nl .